

Using PyCloudy with PyNeb

June 22, 2016

1 Changing atomic data using PyNeb

It is possible to extract from the Cloudy model the electron temperature and density and the ionic fractions to re-compute at each zone of the nebula the emissivities of the lines, using the PyNeb code. This is NOT coherent in the fact that changing the line emissivities change the cooling and then the electron temperature. And only collisional effects are taken into account. But this can nevertheless helps to understand the effect of choosing one set of atomic data or another one in the analysis of a nebula.

```
In [1]: %matplotlib inline
import numpy as np
import matplotlib.pyplot as plt
import pyCloudy as pc
import pyneb as pn
```

```
In [2]: # We are using the model from the example 1
Mod = pc.CloudyModel('./model_1')
```

```
In [3]: # Print some data about the model
Mod.print_stats()
```

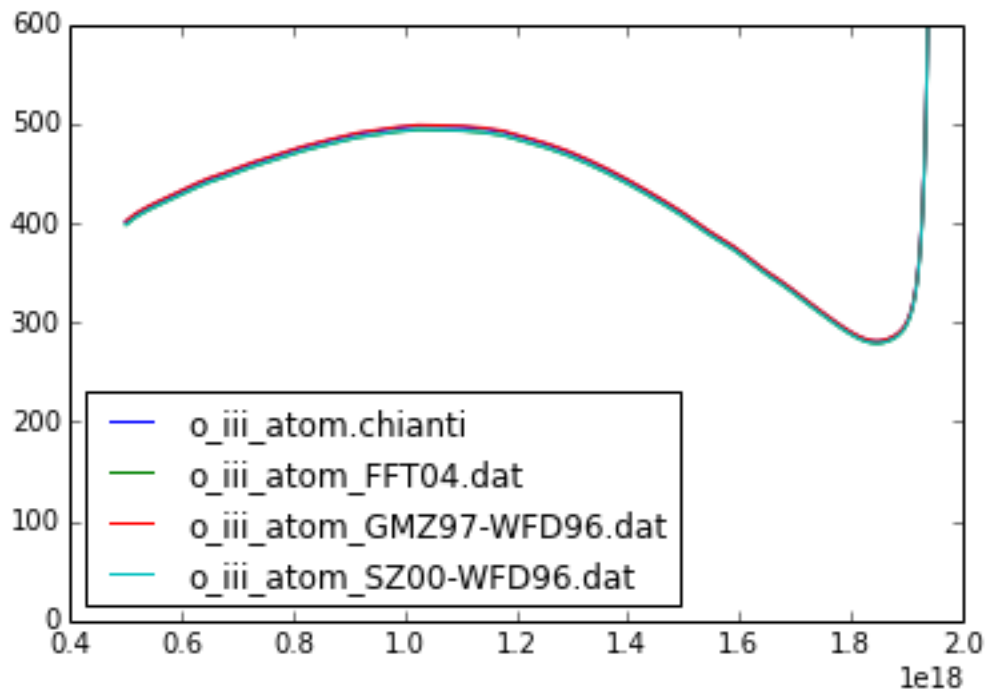
```
Name of the model: ./model_1
R_in (cut) = 5.000e+17 (5.000e+17), R_out (cut) = 1.952e+18 (1.952e+18)
H+ mass = 2.41e+00, H mass = 2.56e+00
<H+/H> = 0.97, <He++/He> = 0.00, <He+/He> = 0.84
<O+++/O> = 0.00, <O++/O> = 0.28, <O+/O> = 0.68
<N+++/O> = 0.00, <N++/O> = 0.39, <N+/O> = 0.59
T(O+++)= 7640, T(O++) = 7505, T(O+) = 7903
<ne> = 104, T0 = 7790, t2=0.0026
<log U> = -2.80
```

```
In [4]: # Print all the different atomic data available in Pyneb for the [OIII] line
print pn.atomicData.getAllAvailableFiles('O3',data_type='atom')
print '-----'
print pn.atomicData.getAllAvailableFiles('O3',data_type='coll')
```

```
['o_iii_atom.chianti', 'o_iii_atom_FFT04.dat', 'o_iii_atom_GMZ97-WFD96.dat', 'o_iii_atom_SZ00-WFD96.dat']
-----
['o_iii_coll.chianti', 'o_iii_coll_AK99.dat', 'o_iii_coll_LB94.dat', 'o_iii_coll_Pa98.dat']
```

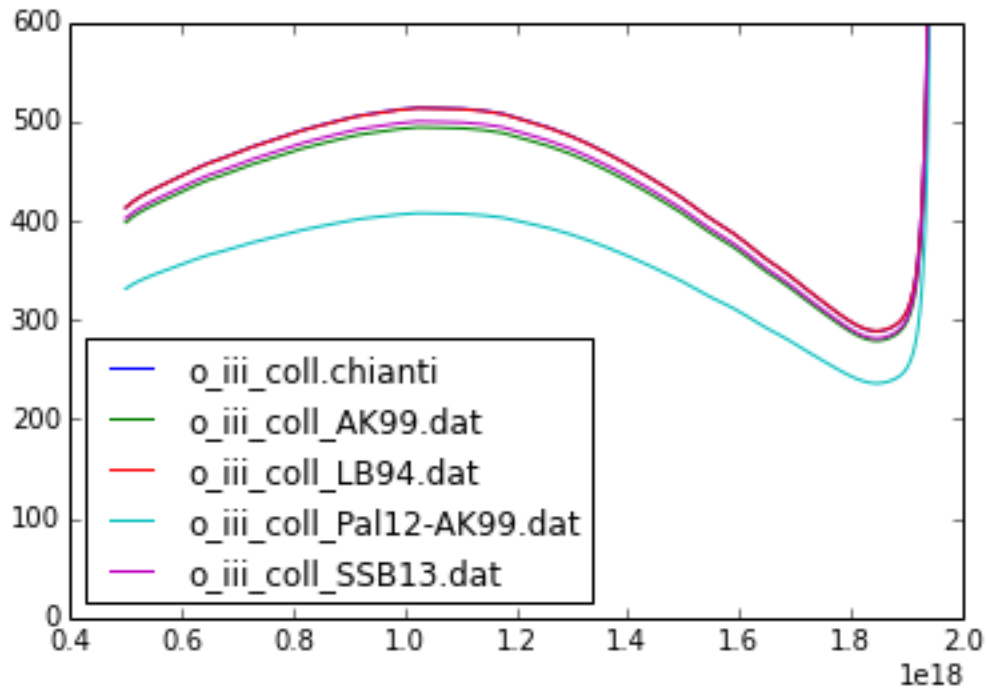
```
In [5]: pc.log_.level=1
        pn.log_.level=2
        # Loops on the different As.
        for O3_atom in pn.atomicData.getAllAvailableFiles('O3',data_type='atom'):
            pn.atomicData.setDataFile(O3_atom) # Change the datafile used in PyNeb
            Mod.emis_from_pyneb() # Re-compute the emissivities using PyNeb
            plt.plot(Mod.radius, Mod.get_emis('O__3__5007A')/Mod.get_emis('TOTL__4340'))
        plt.legend(loc=3)
        plt.ylim((0., 600))
```

Out[5]: (0.0, 600)



```
In [6]: pc.log_.level=1
        pn.log_.level=2
        # The same but changing the collision strengths
        for O3_coll in pn.atomicData.getAllAvailableFiles('O3',data_type='coll'):
            pn.atomicData.setDataFile(O3_coll)
            Mod.emis_from_pyneb()
            plt.plot(Mod.radius, Mod.get_emis('O__3__5007A')/Mod.get_emis('TOTL__4340'))
        plt.legend(loc=3)
        plt.ylim((0., 600))
```

Out[6]: (0.0, 600)



```
In [7]: pc.log_.level=1
pn.log_.level=2
# Define the data that will be used to compute Te
pn.atomicData.setDataFile('o_iii_coll_AK99.dat')
pn.atomicData.setDataFile('o_iii_atom_FFT04.dat')
O3 = pn.Atom('O',3)
for O3_coll in pn.atomicData.getAllAvailableFiles('O3',data_type='coll'):
    pn.atomicData.setDataFile(O3_coll)
    Mod.emis_from_pyneb()
    tem_diag = Mod.get_emis_vol('O__3__5007A')/Mod.get_emis_vol('TOTL__4363')
    tem = O3.getTemDen(tem_diag, den = 1e4, wavel = 5007, wave2 = 4363)
    print('{0:27s} [OIII]5007/4363 = {1:5.1f} Te = {2:6.1f}'.format(O3_coll, tem, tem))
pn.atomicData.setDataFile('o_iii_coll_AK99.dat')
for O3_atom in pn.atomicData.getAllAvailableFiles('O3',data_type='atom'):
    pn.atomicData.setDataFile(O3_atom)
    Mod.emis_from_pyneb()
    tem_diag = Mod.get_emis_vol('O__3__5007A')/Mod.get_emis_vol('TOTL__4363')
    tem = O3.getTemDen(tem_diag, den = 1e4, wavel = 5007, wave2 = 4363)
    print('{0:27s} [OIII]5007/4363 = {1:5.1f} Te = {2:6.1f}'.format(O3_atom, tem, tem))

o_iii_coll.chianti          [OIII]5007/4363 = 461.6 Te = 7394.4
o_iii_coll_AK99.dat         [OIII]5007/4363 = 444.4 Te = 7458.6
o_iii_coll_LB94.dat         [OIII]5007/4363 = 461.3 Te = 7395.6
```

```

o_iii_coll_Pal12-AK99.dat    [OIII]5007/4363 = 368.2 Te = 7791.1
o_iii_coll_SSB13.dat        [OIII]5007/4363 = 449.3 Te = 7439.9
o_iii_atom.chianti          [OIII]5007/4363 = 448.0 Te = 7445.2
o_iii_atom_FFT04.dat        [OIII]5007/4363 = 444.4 Te = 7458.6
o_iii_atom_GMZ97-WFD96.dat  [OIII]5007/4363 = 448.8 Te = 7441.6
o_iii_atom_SZ00-WFD96.dat   [OIII]5007/4363 = 444.7 Te = 7458.6

```

```

In [8]: print pn.atomicData.getAllAvailableFiles('S2',data_type='atom')
        print '-----'
        print pn.atomicData.getAllAvailableFiles('S2',data_type='coll')

```

```

['s_ii_atom.chianti', 's_ii_atom_PKW09.dat', 's_ii_atom_TZ10-PKW09.dat', 's_ii_atom_
-----
['s_ii_coll_RBS96.dat', 's_ii_coll_TZ10.dat']

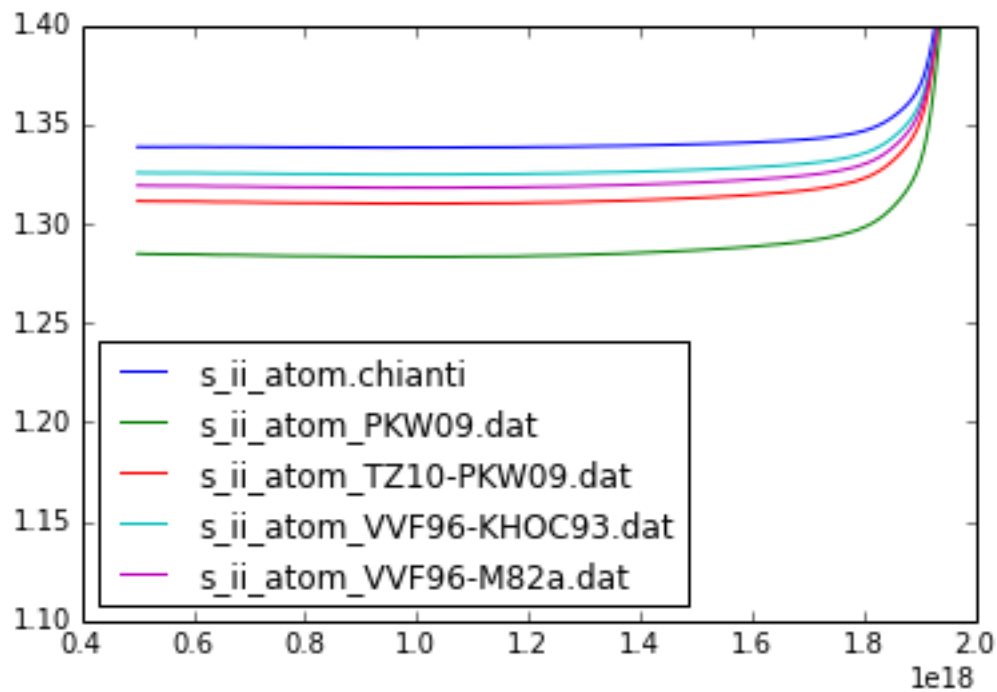
```

```

In [9]: for S2_atom in pn.atomicData.getAllAvailableFiles('S2',data_type='atom'):
        pn.atomicData.setDataFile(S2_atom)
        Mod.emis_from_pyneb()
        plt.plot(Mod.radius, Mod.get_emis('S_II__6716A')/Mod.get_emis('S_II__67
        plt.legend(loc=3)
        plt.ylim((1.1, 1.4))

```

Out[9]: (1.1, 1.4)



```

In [10]: pn.atomicData.setDataFile('s_ii_atom_TZ10-PKW09.dat')
pn.atomicData.setDataFile('s_ii_coll_TZ10.dat')
S2 = pn.Atom('S',2)
for S2_atom in pn.atomicData.getAllAvailableFiles('S2',data_type='atom'):
    pn.atomicData.setDataFile(S2_atom)
    Mod.emis_from_pyneb()
    dens_diag = Mod.get_emis_vol('S_II__6716A')/Mod.get_emis_vol('S_II__67
    dens = S2.getTemDen(dens_diag, tem=1e4, wavel=6716, wave2=6731)
    print('{0:27s} [SII]6716/31 {1:5.3f}, density = {2:5.1f}'.format(S2_at
pn.atomicData.setDataFile('s_ii_atom_TZ10-PKW09.dat')
for S2_col in pn.atomicData.getAllAvailableFiles('S2',data_type='col'):
    pn.atomicData.setDataFile(S2_col)
    Mod.emis_from_pyneb()
    dens_diag = Mod.get_emis_vol('S_II__6716A')/Mod.get_emis_vol('S_II__67
    dens = S2.getTemDen(dens_diag, tem=1e4, wavel=6716, wave2=6731)
    print('{0:27s} [SII]6716/31 {1:5.3f}, density = {2:5.1f}'.format(S2_co

s_ii_atom.chianti          [SII]6716/31 1.351, density = 83.5
s_ii_atom_PKW09.dat        [SII]6716/31 1.304, density = 128.7
s_ii_atom_TZ10-PKW09.dat   [SII]6716/31 1.328, density = 103.9
s_ii_atom_VVF96-KHOC93.dat [SII]6716/31 1.340, density = 93.3
s_ii_atom_VVF96-M82a.dat   [SII]6716/31 1.335, density = 99.5
s_ii_coll_RBS96.dat        [SII]6716/31 1.309, density = 123.5
s_ii_coll_TZ10.dat         [SII]6716/31 1.328, density = 103.9

```